

The Long Winter



Instructions

Chapter One

Hay: Explain how Laura helped Pa with the hay.

Laura trampled down the hay in the wagon. Then, she helped smooth the hay when they got back to the stable. This saved Pa lots of time and work.

The Muskrat House: Why did Pa think they were going to have a hard winter?

The muskrat's house was very thick. Whenever the muskrats built a thick house, there would be a hard winter.

Chapter Two

Lost: What happened when Laura and Carrie decided to leave the road on the way home from town? Where did they end up?

Laura and Carrie got lost in the Big Slough. They heard mowing and went out to find themselves at the Wilder place. Almanzo pointed them toward where Pa was mowing.

Chapter Three

Pie for Pa: What kind of pie did Ma make for Pa? Did they know how the pie would turn out? What kind of pie did Pa think it was after he tasted it? What did Pa say when he found out what kind of pie it was?

Ma decided to make a pie out of green pumpkin. Since she had never made a green pumpkin pie, she didn't know how it would turn out. Pa thought it was an apple pie. When he found out it was green pumpkin, he said that Ma could beat the nation at cooking.

Chapter Four

October Blizzard: Why was Pa slapping himself? In the evening, how did Pa have the girls keep warm?

Pa was slapping himself to try to warm up his hands. In the evening, Pa pulled out the fiddle and had the girls march around to help warm up and block out the sounds of the storm.

Chapter Five

The Cattle: What happened to the cattle during the storm? What did Pa do to help them?

The cattle's heads were frozen during the storm. Their breath froze over their eyes and nose. Pa broke off the ice, so they were able to see and breath.

Hidden in the Haystack: What did Pa find hidden in the haystack? Describe what it looked like.

Pa found a little bird hidden in the haystack. It had a white breast and black beak and wings. It had short legs and webbed feet.

Chapter Six

The Weather: Describe how Pa felt about the weather.

Chapter Seven

The Indian Warning: What warning did the Indian give to the men? What did Pa say that the Indian's warning meant? Did the men take the Indian seriously? What did they decide to do?

The Indian told the men that it was going to be a really bad winter. He said that the Indian meant that every seven years there was a bad winter. After three seven year periods (or on the 21st year), the winter would be the worst yet. This was going to be that really bad year. The men decided to take heed of the Indian's warning. The Wilders and the Ingalls decided to move into town.

Chapter Eight

Town: How did Laura feel about town? What made her feel this way? Why was she dreading going to school?

Laura really disliked having to live in town? She strongly disliked strangers. When she went to school, she'd have to meet a lot of people that she did not know.

Chapter Nine

School: Describe Laura and Carrie's first day of school.

23rd Psalm: Copy down the 23rd Psalm.

Surprise Blizzard: Describe the trip home after school was dismissed.

Chapter Ten

Almanzo Wilder: What was Almanzo good at making? What did Almanzo think of the age requirement for homesteading? What concerns did the Wilder brothers have about the weather? How did Almanzo feel about his seed wheat?

Almanzo was good at making pancakes. Almanzo thought the age requirement was the most foolish homesteading law; he was only 19 when the minimum age limit was 21. The Wilder brothers were concerned that they wouldn't be able to make it if the trains didn't keep running. Almanzo was not going to share his seed wheat with anyone; he needed it for his crops.

Chapter Eleven

The Visitor: Who did Pa bring home with him? What did he leave with Mary when he left? What would they do with it?

Pa brought home Mr. Edwards. Mr. Edwards had slipped a \$20 bill into Mary's lap before he left. They decided to put the money towards college for Mary.

Chapter Twelve

Mary and Laura: Compare how Mary and Laura felt about school and their studies.

Mary loved the idea of being able to go to school again. She delighted in her studies. Laura saw school as something that she had to do in order to be able to teach and help earn money to allow Mary to go to school. She disliked studying.

Chapter Thirteen

Sunday lessons: What did Ma and the girls do for their Sunday lessons?

Ma and the girls recited the verse they learned that week. Then, they took turns reciting as many verses as they could remember.

Chapter Fourteen

A Beautiful Day: What did the girls do when the weather cleared up? Who stopped by for a visit? What did he bring?

The girls went to school. Mr. Boast came for a visit and brought them some butter.

Chapter Fifteen

Rationing: What did the Ingalls do to conserve the coal and kerosene that they had?

They moved into one room, so they would only heat one stove to conserve coal. They would go to bed early, so they would conserve kerosene.

Chapter Sixteen

Hay Sled: Describe what happened to Pa when he went to get hay from the claim.

Chapter Seventeen

Wheat: What did Almanzo do with his wheat? Why did he feel the need to do this?

Almanzo created a fake wall, so he could store all of his wheat in the wall. He created a plug, so he'd be able to get wheat out if needed. He was concerned that Royal would try to sell his wheat when he ran out of wheat to sell.

Chapter Eighteen

Mail: What did the Ingalls receive in the mail?

The received a letter from Reverend Alden, newspapers, and a bundle of Youth's Companions.

Christmas: What did they give for Christmas? What did they have for Christmas dinner?

Laura gave Ma a hair comb, Carrie a picture frame, and Mary lace for a petticoat. Ma and the girls gave Pa suspenders. Ma made Grace dancing men. Pa gave the girls Christmas candy. Pa gave the family oysters to make oyster soup for Christmas dinner.

Chapter Nineteen

Hay Sticks: Explain how Pa made hay sticks.

- 1) ~Grab a handful a hay
- ~Shake off snow
- ~Twist the hay tightly
- ~Bend the ends of the hay together
- ~Tuck ends into last kink

Wheat Grains: How did Ma make flour from the wheat?

Ma ground the wheat grain in the coffee mill.

Button Lamp: How did Ma make the button lamp?

- 1) ~Spread axle grease on old saucer
- ~Cut small square of calico
- ~Place button in center of calico square
- ~Draw calico up around the button
- ~Secure with fabric ends facing straight up
- ~Rub axle grease on calico
- ~Place button/calico into grease on plate
- ~Light the fabric with a match

See example of button lamp here: <http://craftfiction.blogspot.com/2008/01/button-lamp-project.html>

Chapter Twenty

Antelope Hunt: Describe what happened on the antelope hunt

Chapter Twenty-One

Beef: How did Pa get some beef? How long did Ma think she could make it last?

Mr. Foster butchered his oxen, and Pa was able to purchase 4 pounds of beef. Ma said that she'd make it last for a week.

Bad News: What bad news did Pa have for his family?

The train would not be coming until spring.

Superintendent's Story: Retell the story of the railroad superintendent.

Chapter Twenty-Two

Bitter Cold Days: What did Ma have the girls do during the day?

Ma had the girls recite their lessons.

The Fiddle: What happened when Pa tried to play the fiddle? Why?

Pa was unable to play the fiddle as his fingers were too stiff and clumsy from being outside so much.

Chapter Twenty-Three

Food: What was happening to the Ingalls food supplies? How did Pa rectify the situation?

The Ingalls were out of wheat and almost out of other food. Pa went over to the Wilders and got some of Almanzo's wheat.

Chapter Twenty-Four

Ma's Surprise: How did Ma surprise the family and cheer them up?

Ma had set aside half a codfish. They would have codfish gravy for supper.

Chapter Twenty-Five

Almanzo's Plan: What did Almanzo plan on doing? Why did he feel that it needed to be done?

Almanzo planned on going after the wheat. He felt that if someone didn't go after it then the people in town would starve to death.

Chapter Twenty-Six

The News: What news did Pa bring back to his family?

Pa told his family that Almanzo and Cap would be headed out to find the wheat south of town.

Chapter Twenty-Seven

The Trip: Describe Almanzo and Cap's trip to get the wheat.

Chapter Twenty-Eight

Drowning Out the Storm: How did Laura decide that they could have music and drown out the sounds of the storm?

Laura started singing, and the family joined her.

Chapter Twenty-Nine

Mr. Loftus: Explain what happened at Mr. Loftus' store.

Chapter Thirty

The Chinook: What is the Chinook? What did it mean? How did it make Laura feel?

The Chinook is the wind of spring. It meant that spring was coming. The sound of the Chinook made happiness and bliss fill Laura's heart.

Chapter Thirty-One

The Train is Coming: What was on the train? How did they get food?

The train had one carload of telegraph poles, one carload of farm machinery, and one emigrant car. They broke into the emigrant car to get some food.

Chapter Thirty-Two

Christmas Barrel: What was in the Christmas barrel?

In the barrel, there were clothes, shoes, books, yarn, embroidery silks and sheets of perforated thin cardboard, the Christmas turkey, and cranberries.

Chapter Thirty-Three

Christmas in May: Who joined them for their Christmas dinner? What did they bring? Describe what they had for dinner.

Mr. and Mrs. Boast joined them for Christmas dinner. They brought butter.

Additional Booklets

Vocabulary: Define the meanings of the words you do not know.

My Favorite Christmas Memories: Record some of your favorite Christmas memories.



Almanzo's Plan

Card Fold



The Chinook

Card Fold

Drowning Out the Storm




Matchbook fold

The News

Side card fold.



copyright <http://marinecorpsnomads.com>



Bad News




Side card fold




**Superintendent's
Story**



Stack pages with image on top.
Staple at top or side.



Beef




Bitter Cold Days


Top card fold

Fold in on dotted lines. Image will be on outside.

		<p>Christmas in May</p> 
--	--	--

	 <p>Christmas Barrel</p>
--	---


Card fold.

		<p>The Train is Coming</p> 
--	--	---

Fold in on dotted lines. Image will be on outside.
copyright <http://marinecorpsnomads.com>



Food



The Fiddle

Fold in Half with
writing on top








Ma's Surprise

Accordion fold with
image on top.





Hay Sled




Cut out on solid lines. Stack pages with image on top. Staple together.

Rationing



A Beautiful Day

Card fold



Hay

Fold on dotted line with image on top



**The Muskrat
House**

Side card fold.

Lost



Side card fold.



Card fold.



Town

Side card fold.



**The Indian
Warning**

Cut out and
stack on top of
each other
with image on
top. Staple or
use brad.

Mary

Laura



Sunday Lessons

Shutter fold with writing on outside






The Visitor



Stack with image on top. Staple on top or side.


Top card fold

Mr. Loftus



Cut out on solid lines. Stack pages with image on top. Staple together or attach with brad

The Trip



Card Fold



**Hidden in
the Haystack**



Card Fold

The Cattle



Card Fold






Cut out and stack with image on top.
Staple or attach with brad

The Weather





School



Cut out on solid lines.
Stack pages with image on
top. Staple together.

Scripture



Cut out on solid lines. Fold
tabs in to create a pocket.
Use index cards or print out
scripture pages.






Scripture Passages





Surprise Blizzard




Stack pages and
staples on top or side

Side card fold



Almanzo Wilder





My Favorite Christmas Memory

Blank rectangular area for writing a Christmas memory.

Blank rounded rectangular area for writing a Christmas memory.

Blank rounded rectangular area for writing a Christmas memory.

Blank rounded rectangular area for writing a Christmas memory.

Cut and stack with image on top. Staple or attach with brad.

Vocabulary



Blank rounded rectangular area for writing a vocabulary word.

Blank rounded rectangular area for writing a vocabulary word.

Step Five

Step Six

Step Seven

Step Eight



Button Lamp

Step One

Step Two

Step Three

Step Four



Wheat Grains

Cut along outer solid line. Fold on dotted lines (shutter fold). Fold again on center dotted line. Image should be on the front.

Side card fold.

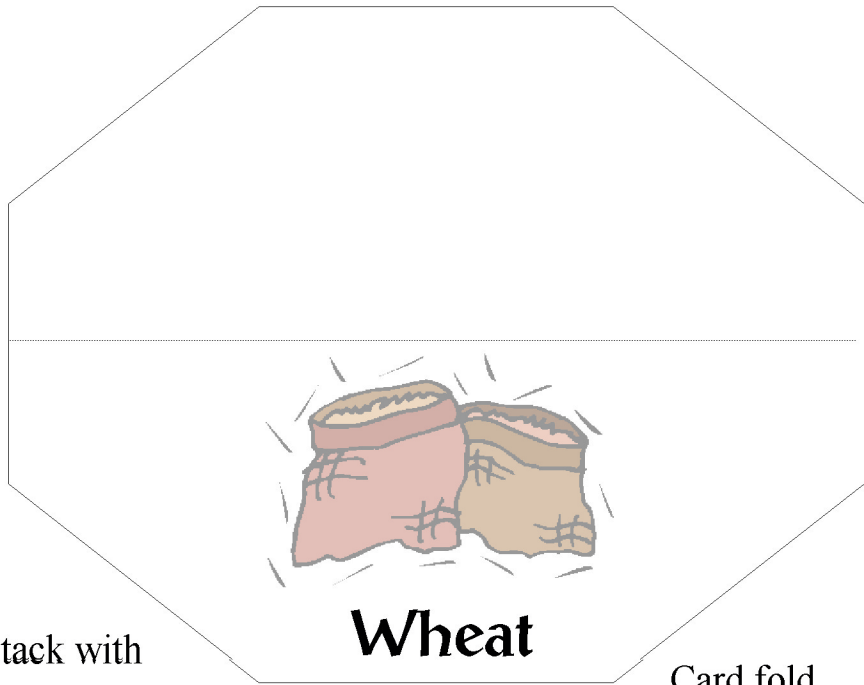
Antelope Hunt



Cut out and stack with image on top.
Staple on top or side



Mail



Wheat

Card fold

Stack with image on top. Staple or attach with brad.



Christmas



Hay Sticks



Stack with image on top. Staple at top.

Accordian fold with image on top