

Little House on the Prairie



Instructions

Chapter One

Lapbook Minit Book- Leaving the Big Woods: Why did the Ingalls leave the Big Woods?

Pa said there were too many people in the Big Woods and game wouldn't stay in an area where there were so many people.

Lapbook Minit Book- Mustangs: What is a mustang? Why did Pa trade their horses for mustangs?

A Mustang is a free-roaming feral horse of the North American west that first descended from horses brought to the Americas by the Spanish. (From Wikipedia)

Their horses were tired. Pa said that mustangs were as strong as mules and as gentle as kittens. They would do much better on the trip than their old horses.

Chapter Two

Lapbook Minit Book- What is a ford?: Define a ford

A **ford** is a place in a watercourse (most commonly a stream or river) that is shallow enough to be crossed by wading, on horseback, or in a wheeled vehicle. (from Wikipedia)

Lapbook Minit Book- Crossing the ford: Retell the story of crossing the ford.

Chapter Three

Lapbook Minit Book- Firebreak: What is a firebreak? How did Pa make a firebreak?

A firebreak is something noncombustible that that helps stop a fire.

Pa pulled up all of the grass from a large, round space of ground.

Lapbook Minit Book- Building a Fire: How did Pa build a fire?

- 1) He created a firebreak.

- 2) He laid a handful of grass in the center of the firebreak.
- 3) He collected twigs and dead wood from the creek.
- 4) He laid small twigs then larger twigs on the dry grass.
- 5) He lit the grass on fire.

Lapbook Minit Book- Figure in the darkness: Who or what showed up as the girls were getting ready for bed?

Laura saw eyes in the darkness and thought it was a wolf. It turned out that it was Jack.

Chapter Four

Lapbook Minit Book- Prairie Fun: What did Laura and Mary do after they were done with their chores?

They went exploring. They tried to catch gophers. They picked flowers for Ma.

Lapbook Minit Book- Indian Territory: How did Ma feel about Indians? How did Laura feel about Indians?

Ma didn't like Indians. Laura wanted to see a papoose; she was very curious.

Chapter Five

Lapbook Minit Book- Building the House: List the steps in building the house.

- 1) Gather logs from the creek bed
- 2) Pace off size of house
- 3) Dig shallow hollow along the two sides of the space
- 4) Roll biggest logs into these hollows (these are called the sills)
- 5) Roll 2 more logs onto the sills
- 6) Cut notches into the logs so other logs sit tightly in them
- 7) Continue with this pattern until walls are as high as desired

Lapbook Minit Book- Helping Others: What happened to Ma? Who helped Pa finish the house?

A log fell on Ma's foot while she was helping Pa build the house. A neighbor, Mr. Edwards, offered to help finish building their house. Then, Pa would help Mr. Edwards build his house.

Chapter Six

Lapbook Minit Book- The Roof: What did the Ingalls use for a roof on their new house?

They used the canvas from their covered wagon.

Chapter Seven

Lapbook Minit Book- The Wolves: Retell the story of the wolves chasing Pa.

Chapter Eight

Lapbook Minit Book- Building a Door: Why did they need a door? How did Pa make a door without nails? How did Laura help Pa?

Due to the wolves, Pa felt it was necessary to get the door up as quick as possible.

For the door, Pa split logs the size of the required door. He split the logs into slabs and smoothed them. He placed the long slabs down next to each other and put the short slabs across them. He bored holes in the pieces and put wood pegs into the holes.

Laura helped Pa by handing him tools and holding the door in place for Pa.

Chapter Nine

Lapbook Minit Book- The Fireplace: Describe how Pa built the fireplace.

- 1) Collect rocks from the creek
- 2) Mix clay and water to make a thick mud

- 3) Lay a row of rocks
- 4) Spread mud over layer of rocks
- 5) Continue layering mud and rocks until desired height is reached
- 6) Cut a hole in the wall where he had placed the chimney on the outside of house.

Lapbook Minit Book- Home Sweet Home: What items made the house feel like home?

The china woman on the mantel, the tablecloth on the table, and the patchwork quilts on the bed.

Chapter Ten

Lapbook Minit Book- Pa's Helpers: Describe how Mary and Laura helped Pa as he was putting on the roof.

Laura and Mary went looking for any nails that flew off the roof while Pa was hammering them in.

Lapbook Minit Book- A New Floor: Describe how Pa built the new floor.

- 1) Haul logs from creek
 - 2) Split logs in half down the middle
 - 3) Haul logs into the house
 - 4) Scrape dirt floor so logs lay flat (round side down)
 - 5) Trim away bark as needed so logs fit tightly together
 - 6) Smooth wood so no little feet would get splinters
-

Chapter Eleven

Lapbook Minit Book- Unexpected Visitors: Who were the unexpected visitors? What did they want? How did they act?

The unexpected visitors were Indians. They wanted their food. They weren't unfriendly, but they were abrupt.

Lapbook Minit Book- Jack: Why was Jack tied up? Why was it good that Laura did not untie him?

Jack was tied up so he wouldn't go after Pa. He needed to stay and guard the house.

Jack would have bitten the Indians, and they probably would have killed him. That would have created bad blood between the Ingalls and the Indians.

Chapter Twelve

Lapbook Minit Book- Digging a Well: Describe the process of digging a well.

- 1) Mark a circle in the grass near house
- 2) Cut sod inside circle with spade
- 3) Lift out large pieces of sod
- 4) Dig out the dirt with a shovel
- 5) Find a friend to help out
- 6) Build a windlass and with two buckets hanging over it
- 7) Take turns filling up buckets with dirt
- 8) Keep removing dirt until the well fills with water

Lapbook Minit Book- Mr. Scott: What happened to Mr. Scott? How could this have been prevented?

Mr. Scott passed out in the well. If he would have sent the candle down the well before he went in, he would have known the air wasn't good.

Chapter Thirteen

Lapbook Minit Book- Cowboys: What did the cowboys want? How were they going to pay Pa?

They wanted Pa to help keep the cattle out of the ravines among the bluffs of the creek bottoms. They were going to give Pa a piece of beef.

Lapbook Minit Book- The Surprise: What did Pa bring home from the cattle drive?

Pa brought home a cow and a calf in addition to the promised piece of beef.

Chapter Fourteen

Lapbook Minit Book- Indian Camp: What did Mary and Laura find at the Indian camp?

They found colorful Indian beads.

Lapbook Minit Book- Beads and Buttons: What did the girls do with the beads?

They strung them and buttons on a string to make a necklace for Carrie.

Chapter Fifteen

Lapbook Minit Book- Fever 'n Ague: Why did the Ingalls get sick? What did Mrs. Scott think made them ill? What did Pa think?

They got sick from being bitten by mosquitoes. Mrs. Scott thought they got sick from watermelons. Pa thought the breathing the night air would make you sick.

Lapbook Minit Book- To All Our Good Neighbors: Who helped the Ingalls when they were very ill?

Mrs. Scott came and took care of the Ingalls. Dr. Tan also helped take care of them.

Chapter Sixteen

Lapbook Minit Book- Chimney Fire: What happened while Pa was away? How did Ma and Laura handle it? How would Pa prevent this from happening again?

The chimney caught on fire. Ma took a long pole and struck the fire. Laura pulled Mary and Carrie away from the fireplace. She also grabbed the burning stick from the floor and threw it back in the fireplace. Ma poured water over the fireplace. Pa said he would rebuild the fireplace and plaster it so well that it wouldn't catch fire again.

Chapter Seventeen

Lapbook Minit Book- Mr. Edwards: Why did Mr. Edwards stop by? What did Jack do to him?

Pa had gone to town and asked Mr. Edwards to check on Ma and the girls. Mr. Edwards made sure that he came in time to help with the chores. Jack ran him up the woodpile. He was being a good guard dog.

Lapbook Minit Book- The Surprise from Town: What did Pa bring home from town?

He brought home glass window panes.

Chapter Eighteen

Lapbook Minit Book- Indian Visitors: Describe the two sets of Indian visitors. How were they different?

The first Indian was a tall, friendly Indian. He came and sat quietly while Ma prepared dinner. He ate with them and smoke with Pa. Then he quietly left.

The next pair of Indians was dirty and mean. They went through the house and took what they wanted.

Chapter Nineteen

Lapbook Minit Book- Santa Claus: Retell Mr. Edwards' tale of Santa Claus.

Chapter Twenty

Lapbook Minit Book- The Scream: What did Pa do when he heard the scream during the night? What actually made the scream?

Pa thought the scream came from a neighbor, so he went to check on them. He realized on the way home that the scream came from a panther. Later, he went hunting for the panther, but he stopped when he found out that an Indian had killed the panther.

Chapter Twenty-One

Lapbook Minit Book- Trip to Town: What did Pa bring home from town?

He brought home the plow, seeds, brown sugar, white flour, corn meal, salt, coffee, seed potatoes, crackers, and pickles. He also surprised Ma with calico fabric to make a dress, and Laura and Mary with combs for their hair.

Chapter Twenty-Two

Lapbook Minit Book- Prairie Fire: How did they fight the fire? How did they think the fire was started?

They soaked sacks in water. Pa plowed a furrow to try to create a fire block. Pa set fire to the grass on the other side of the furrow. Ma extinguished flames that came across the furrow. They beat out any little fires that were remaining.

Pa thought that the Indians probably started the fire to make green grass grown.

Lapbook Minit Book- Friend or Foe: How does Mr. Scott feel about the Indians? How does Mr. Edwards feel about the Indians? How does Pa feel about the Indians?

Mr. Scott thinks that the only good Indian is a dead one. Mr. Edwards thinks there are too many Indians around them. Pa thinks that the Indians are just coming together so they can go hunt buffalo

Chapter Twenty-Three

Lapbook Minit Book- Sounds in the Night: What did the Ingalls hear that kept them up at night? Why were the tribes fighting?

They kept hearing the Indian way-cry. The tribes were disagreeing as to whether they should kill the settlers.

Chapter Twenty-Four

Lapbook Minit Book- Indian Parade: What was Laura's favorite part of the Indian parade? What did Laura want?

Laura loved all of the ponies. She dearly wanted the papoose.

Chapter Twenty-Five

Lapbook Minit Book- Saying Goodbye: Why did the Ingalls have to leave? What animals were they leaving behind? Who did they give them to?

Washington declared that they were no longer allowed to be settled in Indian Territory. They had to leave behind their cows. They decided to give them to the Scotts as they had been good neighbors.

Chapter Twenty-Six

Lapbook Minit Book- Moving On...: What did they have to leave behind because there was no room to take it? How would they get a new one?

They had to leave behind Pa's plow. They would get another one by Pa selling more furs.

Lapbook Minit Book- Tenderfoot: What is a tenderfoot? What did Pa say they did wrong?

A tenderfoot is a newcomer to the prairie life. They didn't have a guard dog. They didn't stay up to guard their possessions. They tied up their horses with rope.

Additional Booklets

Vocabulary: record definitions of words you do not know

If I was an Indian girl or boy...: tell a story about what it would have been like to be an Indian girl or boy during this time period.

Prairie Recipes: record any recipes that you would like to have. Use index cards or print off recipe cards.

Recipe Cards: use for Prairie Recipe pocket if desired (4 per page)





Building a Door

Glue Here


Accordian Fold. Glue
tab to the back of the
previous item and
continue accordian fold.

Fold in on dotted lines. Image will be on outside.




		<p>Chimney Fire</p> 
--	--	---

		<p>Indian</p>  <p>Visitors</p>
--	--	---

Fold in on dotted lines. Image will be on outside.



Side card fold



Stack pages with image on top.
Staple at top or side.



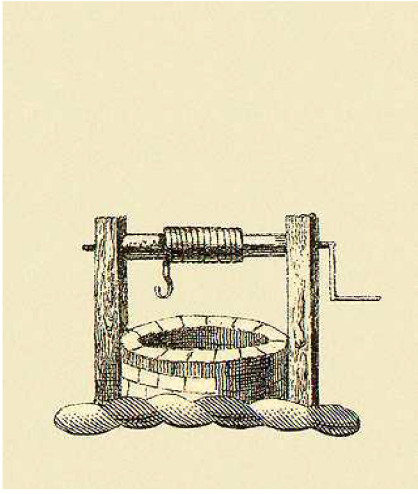
Crossing the Ford

Stack pages and staples
on top or side

Side card fold


What is a ford?

Digging a Well

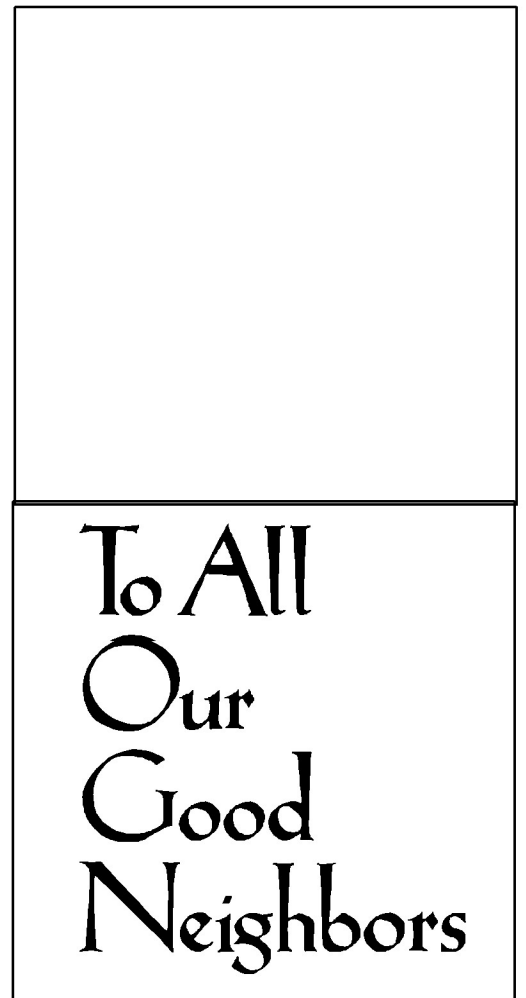






Stack pages and staples on top or side

Mr. Scott



Cut out individual pieces. Cut out the gray areas. Stack with image on top to create a tabbed booklet. Staple on side.



Top card fold

Fold on solid lines one flap at a time. Tuck final flap in. Title flap should be on the top.

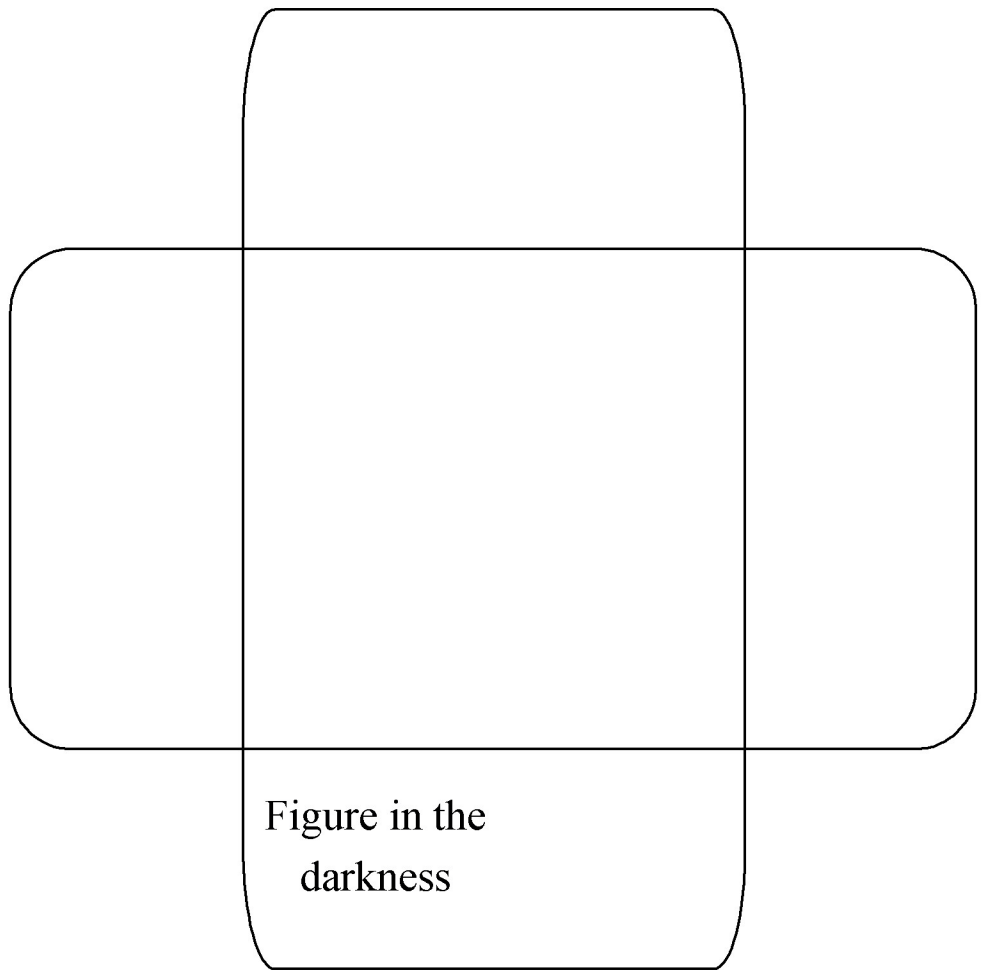








Figure in the
darkness




Firebreak

Fold on dotted lines
matchbook style.



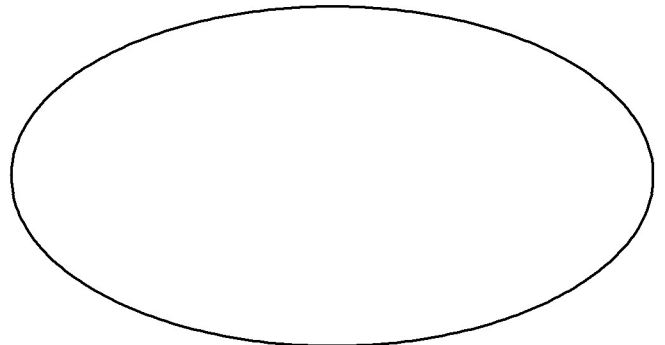
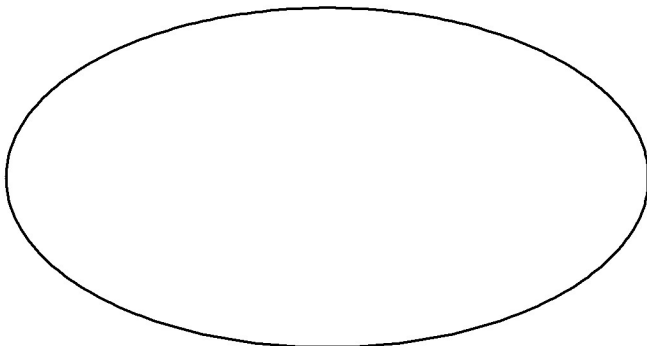
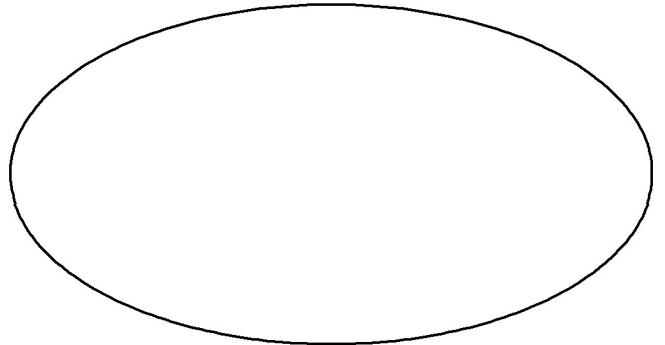
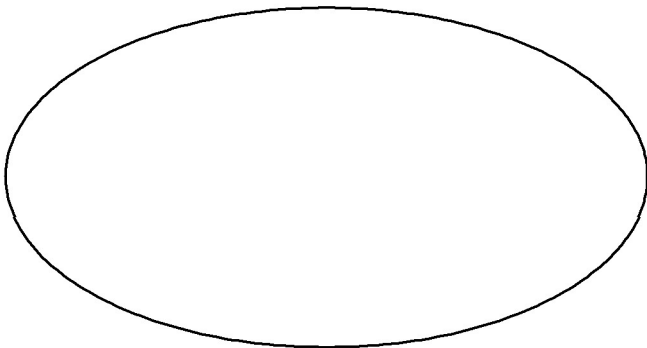
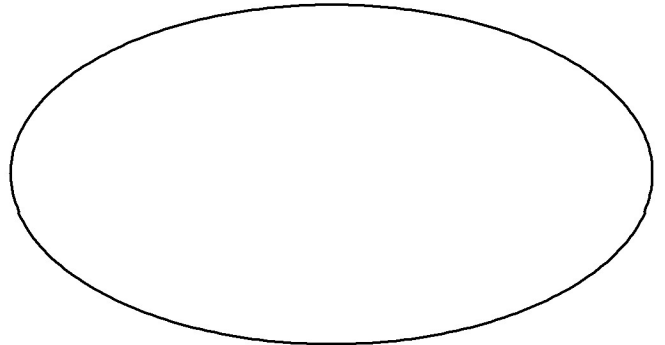
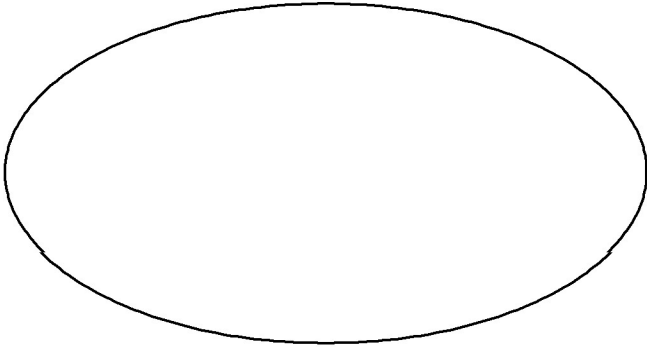
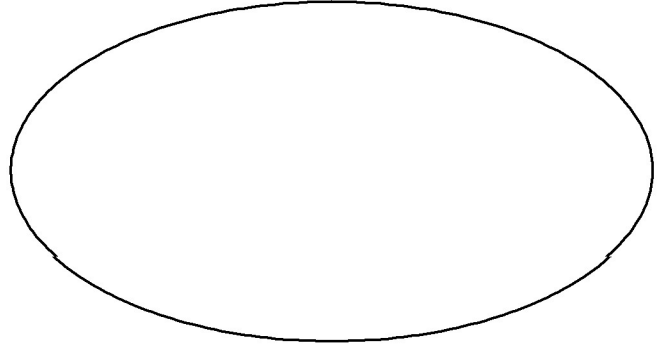
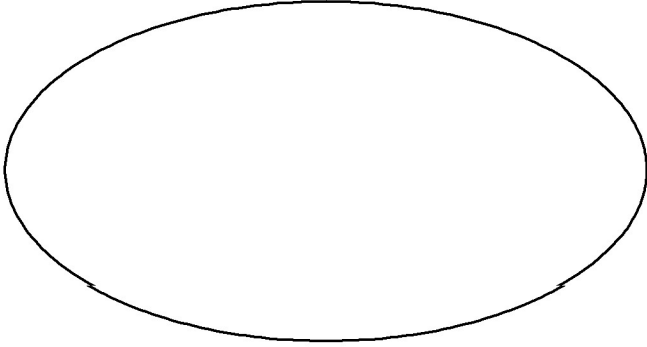
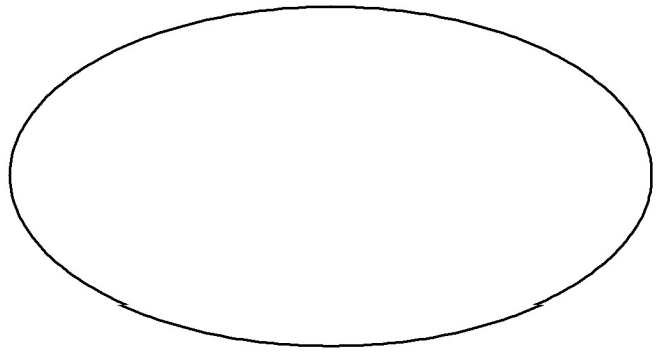

Cut out on solid lines. Stack pages with image on top. Staple together.

Prairie Recipes



Cut out on solid lines. Fold tabs in to create a pocket. Use index cards or print out recipe cards for recipes.

The
Fireplace

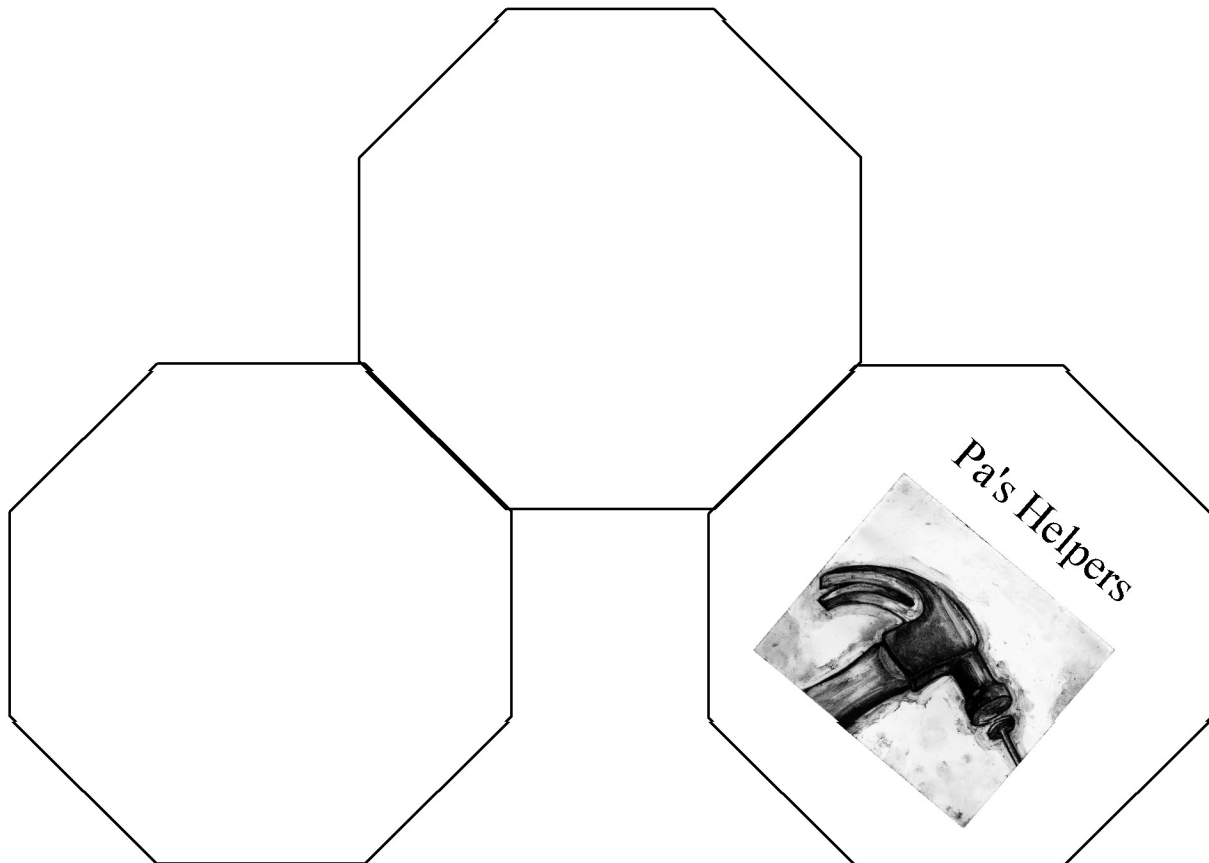


Cut out and stack with image on top. Attach with brad or staple.

A New Floor



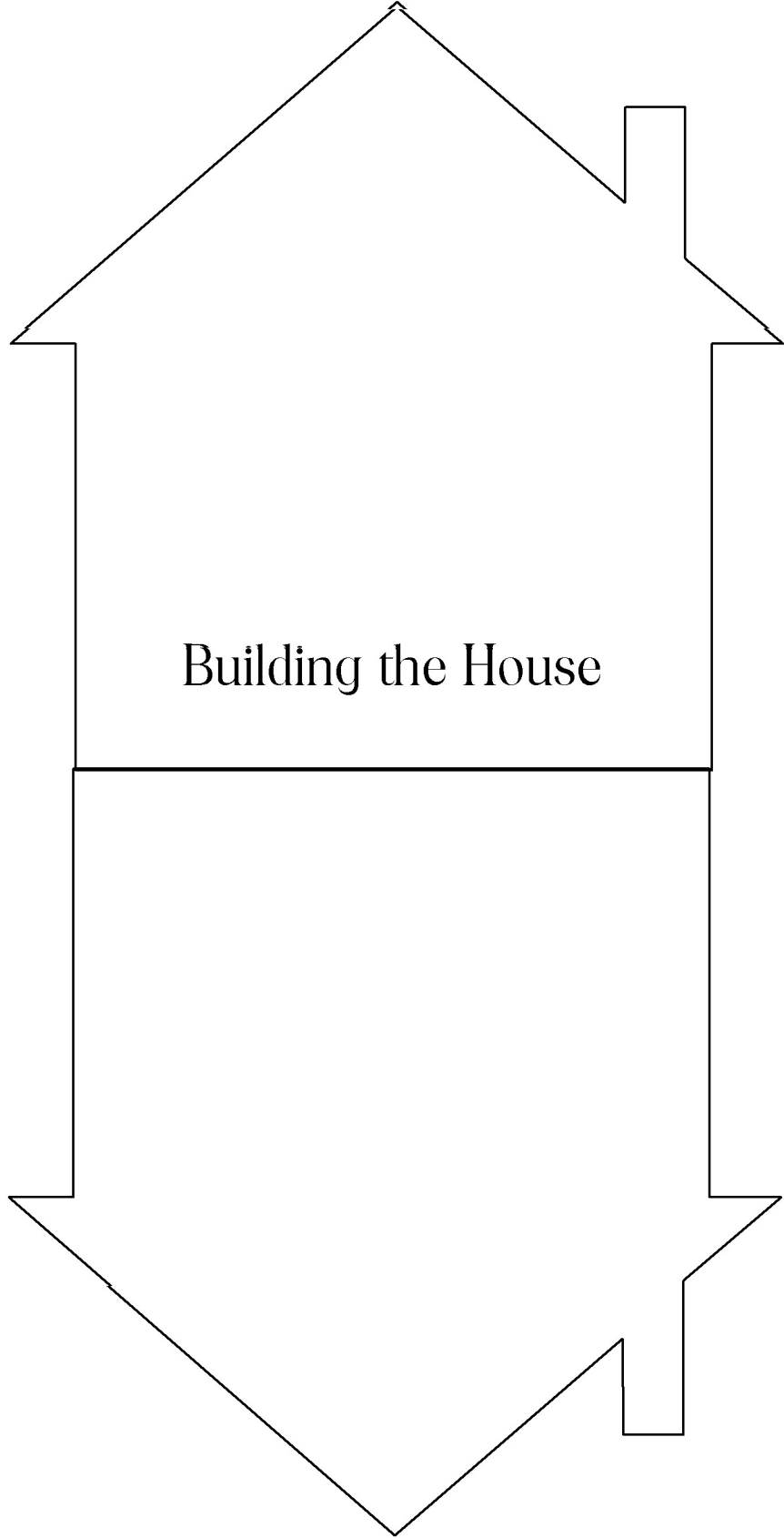
Cut along outer solid line. Fold on dotted lines (shutter fold). Fold again on center dotted line. Image should be on the front.



Cut out as one piece. Fold shapes in so image is on front.



Helping Others



Building the House

Fold in Half with
writing on top

Accordian fold with
image on top.

Home

Sweet

Home

Cut out on solid lines. Stack on top of each other with cover image on top. Staple at top.

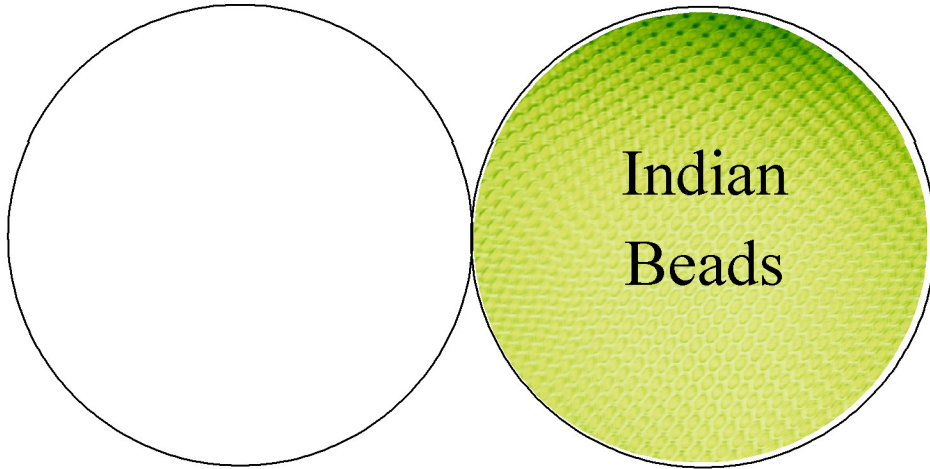
If I were an
Indian girl or
boy...




Blank rectangular area for writing.

Blank rectangular area for writing.


Blank rectangular area for writing.



Side card fold




Side card fold



Indian Territory



Side fold card





Prairie Fun




Prairie Dog - Prairie Squirrel - Ground

Side fold card



Cut out around outer edges
as one piece. Accordion
Fold with image on top.



Cut out around outer edges
as one piece. Top card fold
with image on top.



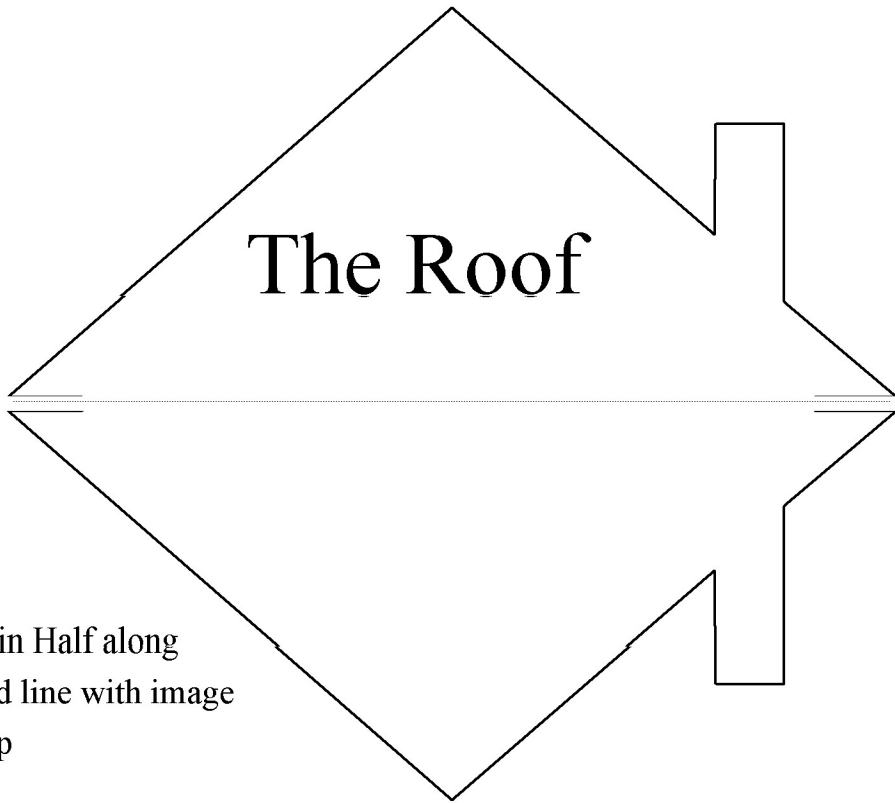
Friend or Foe?



Prairie Fire


Fold in on lines with
image on top.

Accordion fold with
image on top





The Roof

Fold in Half along
dotted line with image
on top








The Wolves



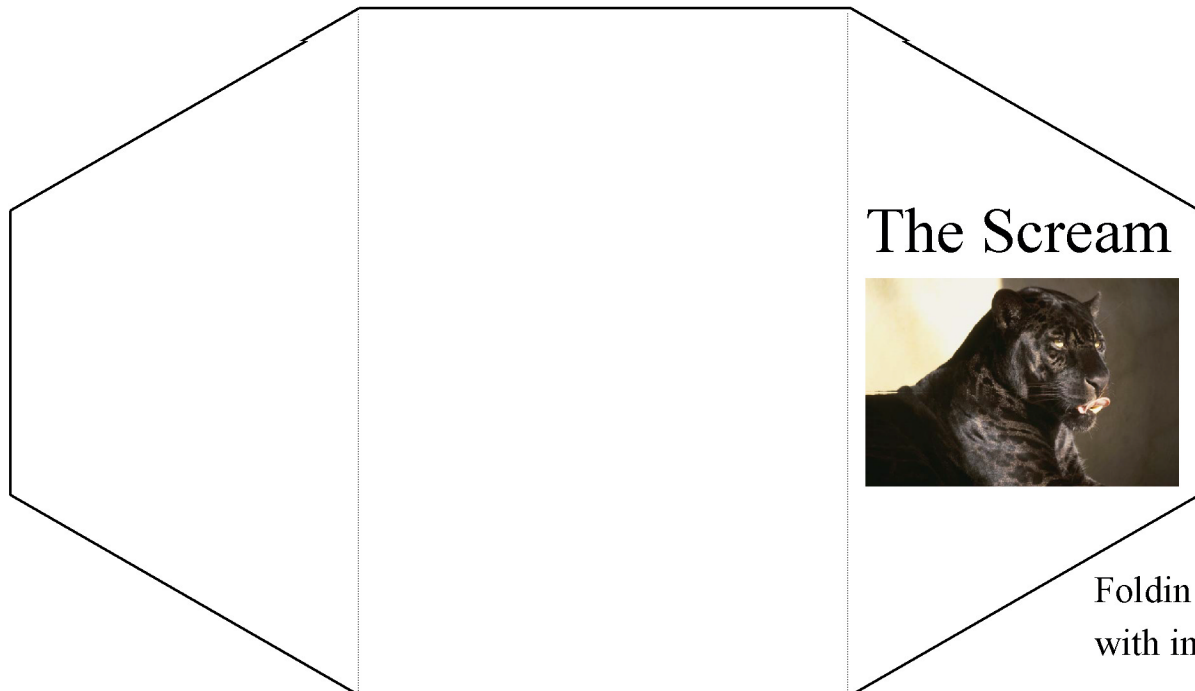
Cut out and stack. Staple together
with image on top.



Santa Claus



Cut out on solid lines.
Stack pages with image on
top. Staple together.




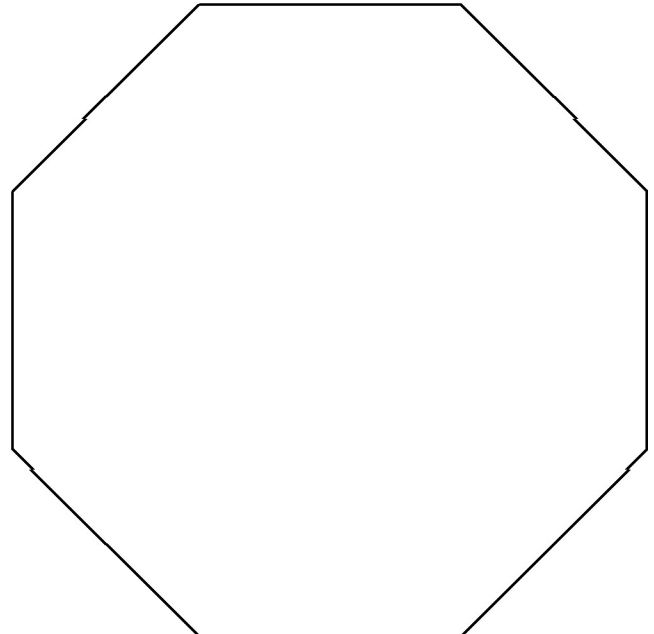
The Scream



Foldin on dotted line
with image on top.



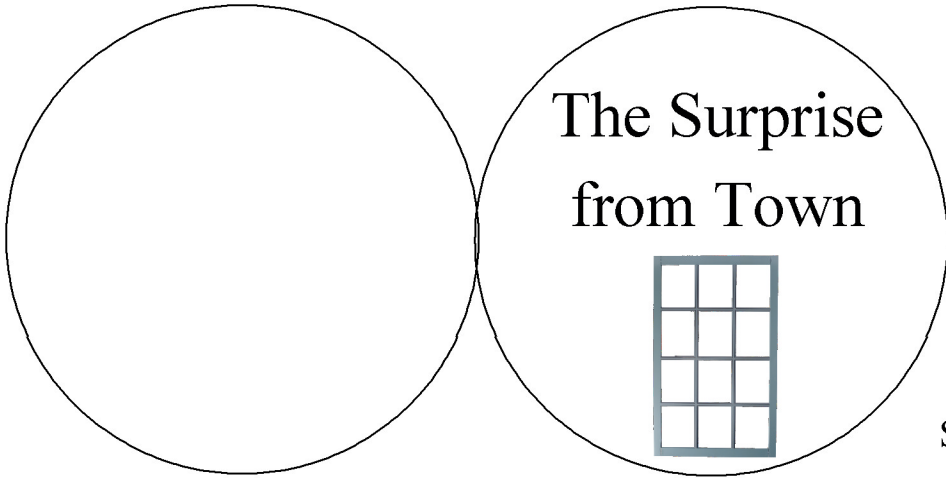
Sounds in the Night





Indian Parade

Accordian fold with image on top.


Fold in Half with writing on top



Side card fold






Stack pages with image on top. Staple at top or side.



Trip to Town




Side card fold




Saying
Goodbye



Stack pages with image on top. Staple at top or side.







Tenderfoot



Moving On...

Top card fold

Cut out individual pieces. Cut out the gray areas. Stack with image on top to create a tabbed booklet. Staple on side.



Top card fold

Vocabulary

