

Life in the Great Ice Age Lapbook

This [Life in the Great Ice Age](#) lapbook was created using the free [Answers in Genesis study guide](#). You will want to download the complete study guide from Answers in Genesis.

Lesson 1

Dwellings:

1. Where does this story take place?
2. In what types of dwellings did the people live?
3. Why did they live in these 'dwellings'?
4. We know the people who lived during the Ice Age were not ignorant. How do we know that?

Neanderthals, Cro-Magnon, Cavemen:

1. Who were the Neanderthals?
2. Why were the Neanderthals mistakenly considered 'primitive apemen'?
3. From where did the Cro-Magnon people get their names?
4. What is a 'stone age' culture?

Tribes:

1. What is a 'tribe'?
2. Name some activities of tribes during this time.

Lesson 2

Jabeth:

1. How did Jabeth's family members protect themselves from wild animals?
2. Why did Jabeth hunt animals?
3. Who was Jabeth's favorite storyteller?
4. Who was Jabeth named after?

Living in Caves:

1. Besides using fire, how did the family keep its cave warm?
2. How many people could have slept in the cave? (Note: there were five tents, each holding either three children or two adults.)

Noah and The Ark:

1. What did the Ark look like?
2. What were the dimensions of the Ark, according to the Bible?

3. How many days were Noah and his family on the Ark?
4. What sign did God give Noah and his family and generations not yet born that He would never again destroy the entire Earth with a flood?

Lesson 3

Beetle-Brow:

1. Describe what the Beetle-Brow people looked like.
2. Write a short paragraph describing why Grandfather thinks the Beetle-Brow clan looked different from the neighboring tribes.
3. What is one of the lessons Jabeth learned about the Beetle-Brows and his friendship with the children of that tribe?

The Hunt:

1. In a short, descriptive paragraph describe how the tribes prepared for the hunt.
2. How did the hunters get the bear out of the cave?
3. Three instruments were used to kill the bear. What were they?

Celebrations:

1. How did the tribes celebrate the hunt?
2. What events do we celebrate today?
3. How are they celebrated?
4. How are they the same or different from this celebration? (Parents: try to get children to come up with Christmas, weddings, baptism, Lord's supper, Resurrection Sunday, birthdays, graduation, etc.)

Food Preparation:

1. In a brief paragraph, describe the tribe members prepared the hide and meat?
2. How do we prepare foods today for storage? (e.g. canning, freezing, drying, etc.)

Lesson 4

Grandfather's Story:

1. How did Jabeth know that the warm season was nearly over?
2. In your own words, retell Grandfather's account of how Jabeth's tribe came to 'live in such a cold place'.

Survival:

1. Name at least three things that Jabeth's family needed to learn in order to survive as they moved north.

Lesson 5

Preparation for Winter:

1. How did the families prepare for winter?
2. What was Jabeth's idea on how to round up the mammoths?
3. What were the drawbacks of Jabeth's idea?
4. What were the benefits?

Cave Art:

1. List two reasons why the men drew pictures on the cave walls.
2. What did the 'artists' use for paintbrushes?

Woolly Mammoth:

1. The tribe used all parts of the mammoths that they hunted and killed.
2. How did they use the bones?
3. The tusks?
4. The skins?

Lesson 6

Ungar's Story:

1. Have student retell Ungar's account of what life was like 'far away.'

Ice Wall:

1. What is another name for the large, warm, salty 'lake' in this chapter?
2. What did Grandfather think was causing the ice wall to melt?

Lesson 7

Climate Changes:

1. How did life change after the 'Ice Age' ended?
2. Discuss the climate changes that occurred between the first part of the Ice Age and the last part.
3. What evidence exists that indicates today's desert areas experienced more rainfall in the past?

Neanderthals:

1. What was the weather like where the Neanderthals lived?
2. List several possible reasons why Neanderthals looked different from people today.

Jewelry [One](#) & [Two](#):

1. What materials did the people who lived during the Ice Age use to make jewelry?
2. Several tools are mentioned in this week's reading. Name three and draw them.
3. Have you ever found an arrowhead?

Lesson 8

[Food Storage](#):

1. What methods were used to store and prepare food?

[La Brea Tar Pits](#):

1. In your own words, explain why remains of both plant- and meat-eaters have been found in the La Brea Tar Pits.

[Missing Link?](#):

1. Neanderthals have been thought of as a 'missing link.' Why?
2. List three reasons why Neanderthals should be considered human.

[Land Bridge](#):

1. What is a 'land bridge'?
2. What caused land bridges to appear?

Lesson 9

[Glaciers](#):

1. What is a glacier?
2. How is one formed?

[Formation of Ice Age](#):

1. What conditions are necessary for the formation of an Ice Age?

[Ice Age Theories](#):

1. Discuss three ideas mentioned in the text as possible causes of the Ice Age.
2. What is the 'astronomical theory'?
3. Where do creationists believe the moisture for the snow came from?
4. What caused the oceans to cool after the Flood?

[End of the Ice Age](#):

1. What caused the Ice Age to come to a close?
2. What was the weather like at the end of the Ice Age?
3. How long was the Ice Age?
4. How can the duration of the Ice Age be determined?

Vocabulary [One](#) & [Two](#)

Card fold.



Dwellings

Neanderthals

Cro-Magnon

Cavemen



Fold in on dotted lines with image on top.

Tribe



Fold in on dotted lines so
image is on top.


A large vertical rectangular area with a white background, bounded by a thin black line. It contains two horizontal dotted lines, one near the top and one near the bottom, indicating where to fold the paper.





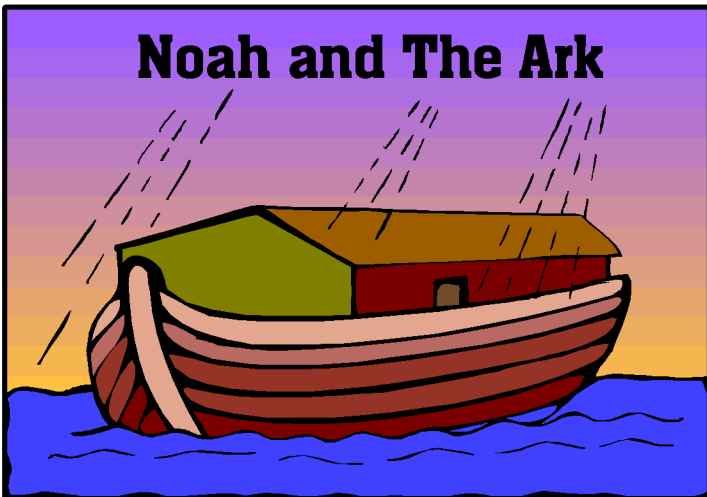
Jabeth


Glue Here

Accordian Fold with image on top. Add more components as needed.






Cut out individually. Stack and staple with image on top.





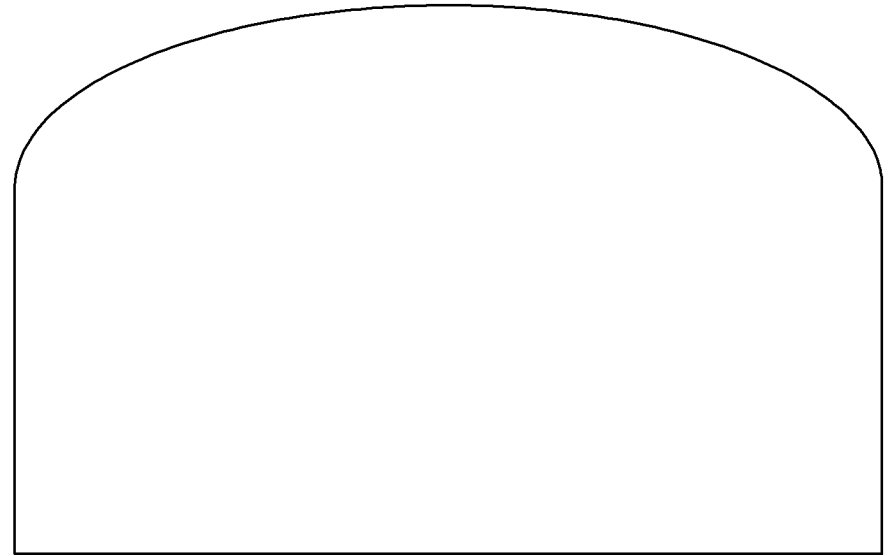
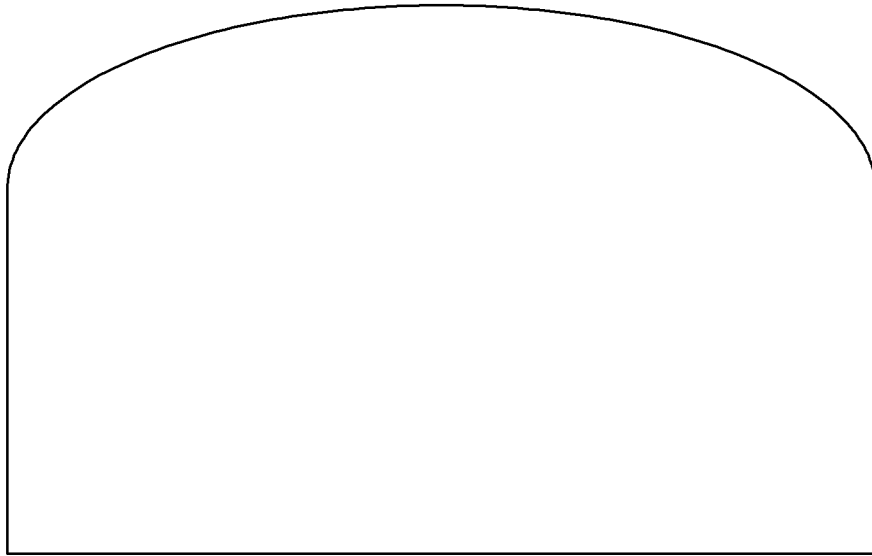
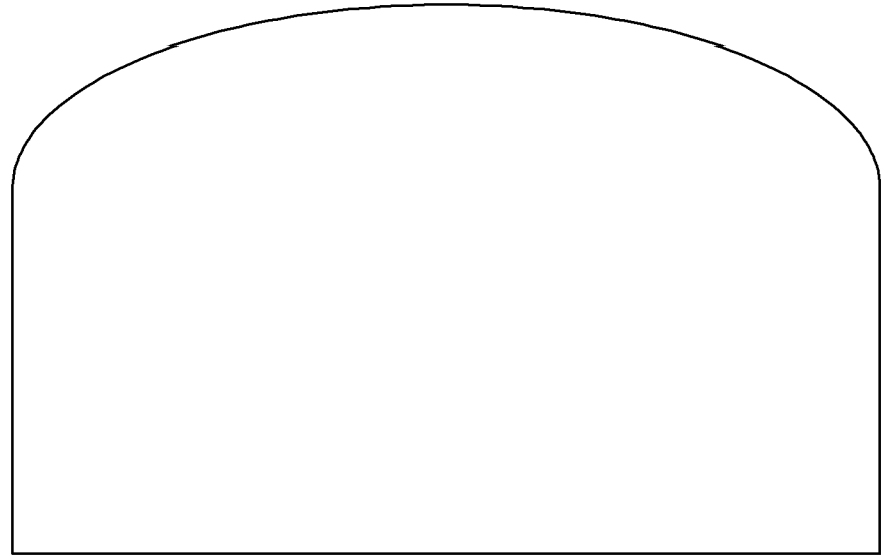
Beetle-Brow



To create pocket for file folders, fold in half at dotted line. Fold back tabs and glue. To create file folders, fold in half on dotted lines.



The Hunt



Cut out individually. Stack and staple with image on top.

Types of Celebrations



Our Celebrations



Types of Celebrations


The Same or Different

Fold in on dotted lines with images/titles on outside.

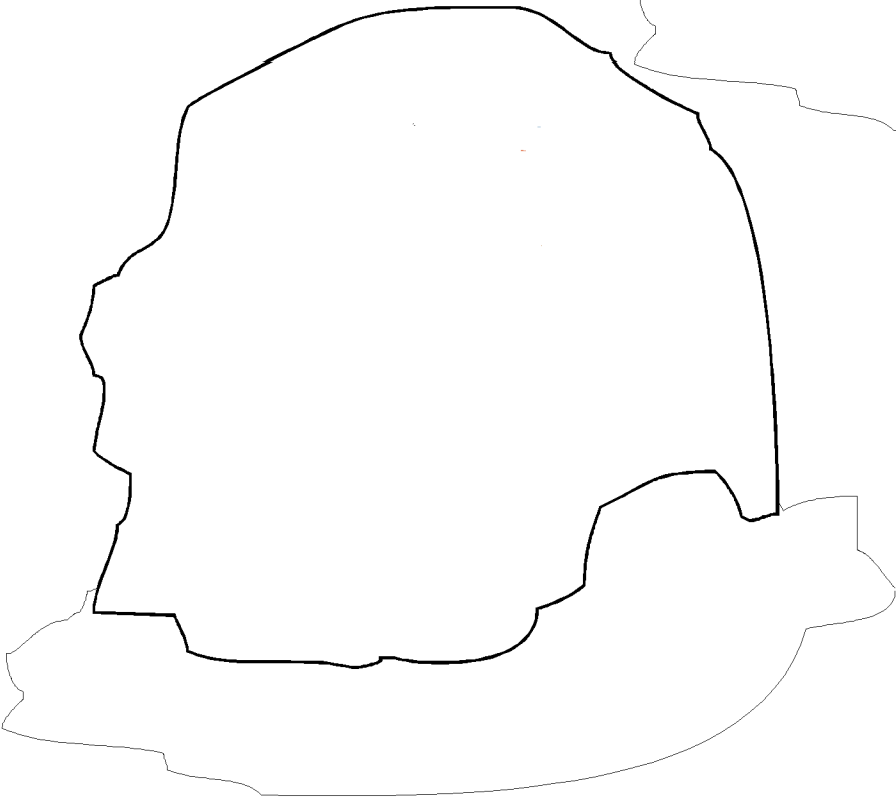


Stack images with
title on top. Staple
together.





Stack with image on top. Staple together.



Top card fold.



Survival




Preparing for Winter



Fold on dotted lines so image is on top.


Stack with images on top. Staple.



Bones

Tasks

Skins








Mammuthus primigenius

Woolly

Mammoth


Matchbook fold with image on top. Cut along solid lines.



Stack with image/title on top. Staple together at side.



Card fold with image on top.





Climate Changes

First Days

Ice Age


Last Days

Rainfall

&

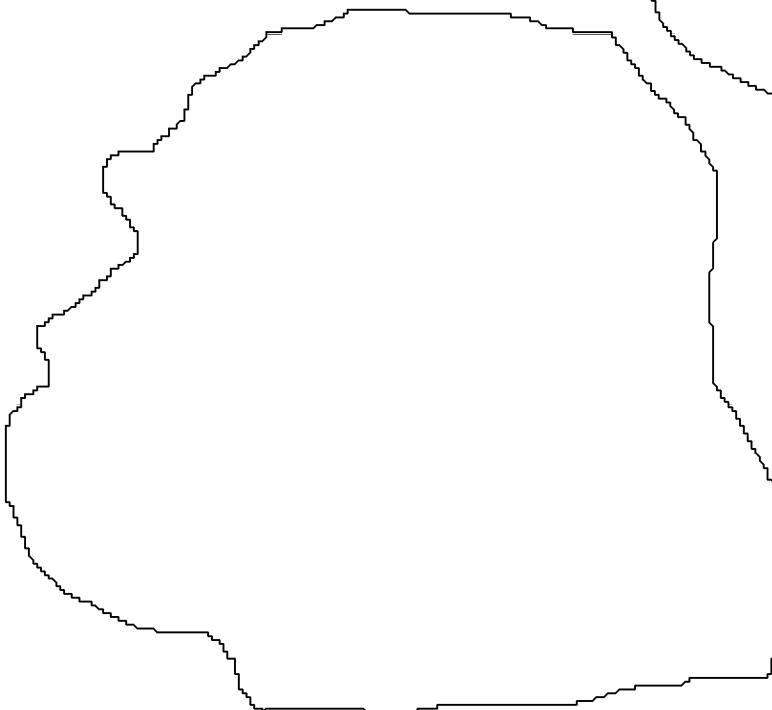
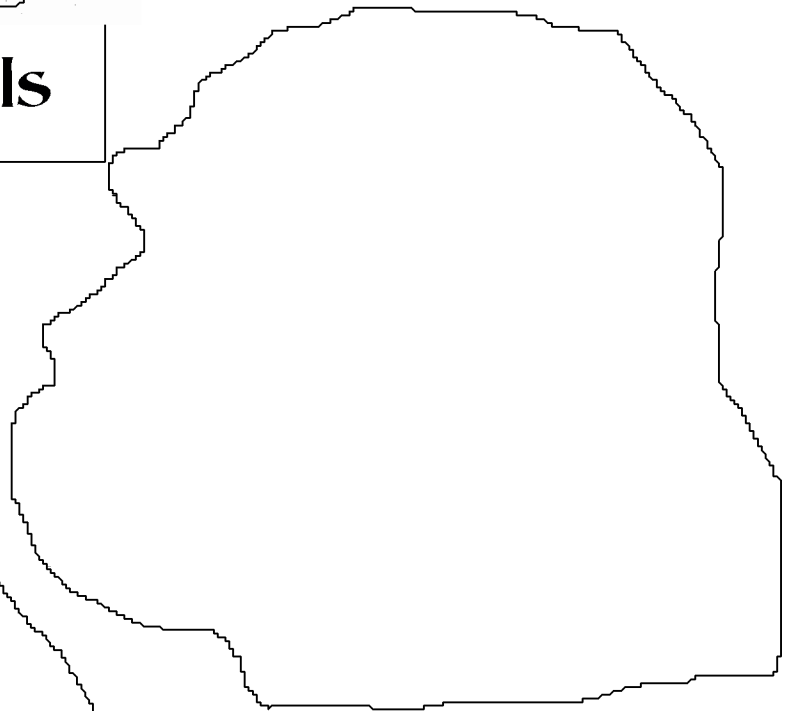
Deserts

Fold in on dotted
lines with images
and text on top.



Cut out individually.
Stack and staple with
image on top.

Neanderthals







Fold under tabs on dotted line. Glue to create pocket.





Fold in half on dotted line. Store in pocket.



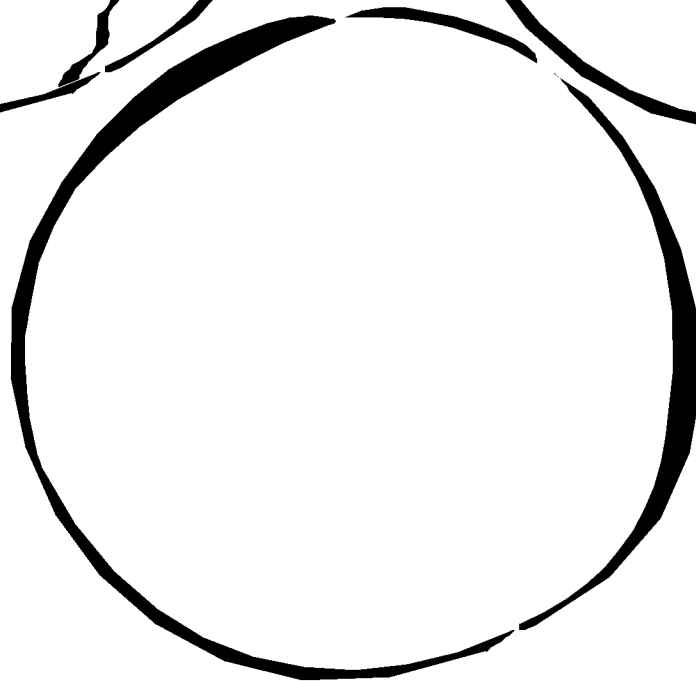

Fold in half on dotted line. Store in pocket.

Side card fold.



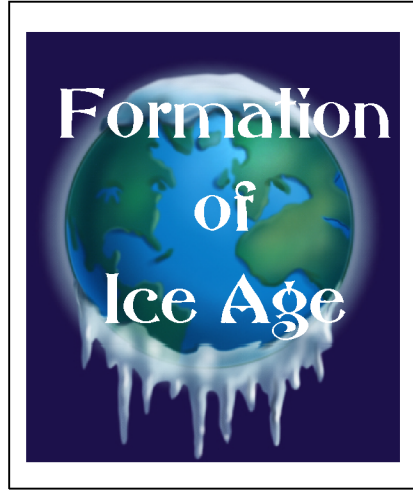

Top card fold.

Side card fold.






Stack with
image on top.
Staple.

Accordion Fold with image on top.



Cut out individually. Stack with image on top. Staple.



Cut on solid lines. Fold on dotted line with writing on top.

Ice Age Theories	Astronomical Theory	Creationists & Snow	Oceans Cooling

Cut out individually. Stack with title on top. Staple.

End of Ice Age		

Cut out individually. Stack and staple with image on top.



Vocabulary

missing link

chinook

physical evidence


theory

greenhouse
warming

fountains of the great
deep

Smilodon

Cut out individually. Stack and staple with image on top.



Archeologist

Nomadic

Ancestor

Saber-toothed tiger

Family

Cubit

"A moon"

Flint

lethal weapon

bruin

confusion